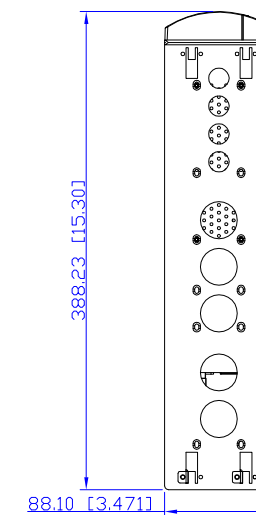
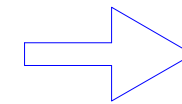
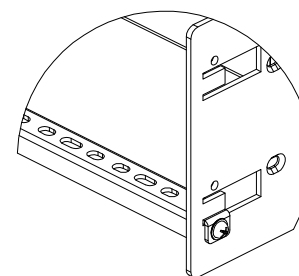
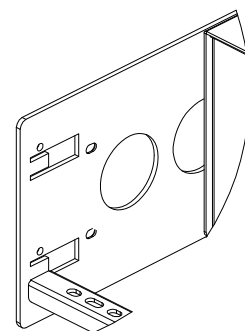
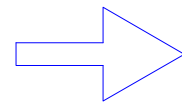
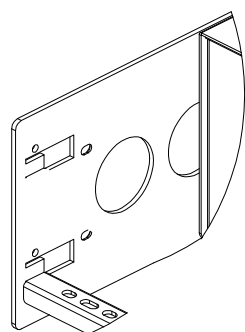
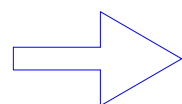
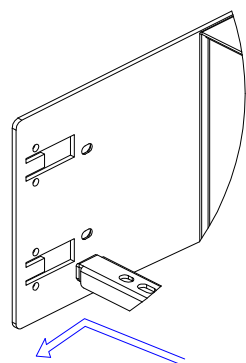
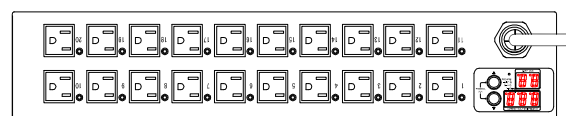


NEMA 5-20P

VIEW A



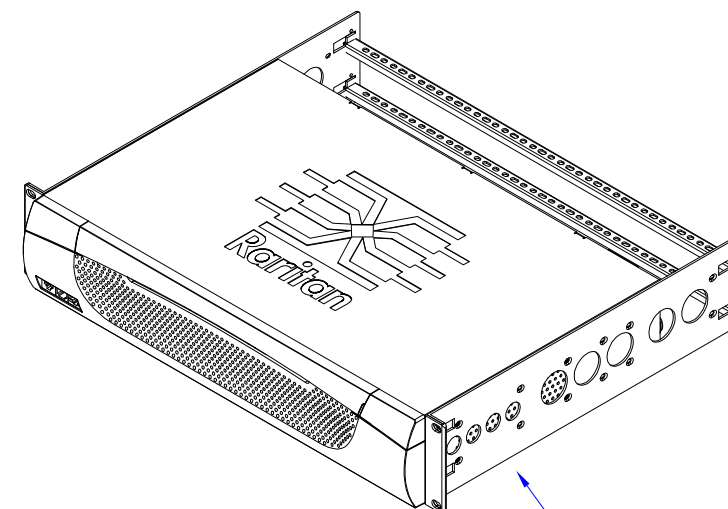
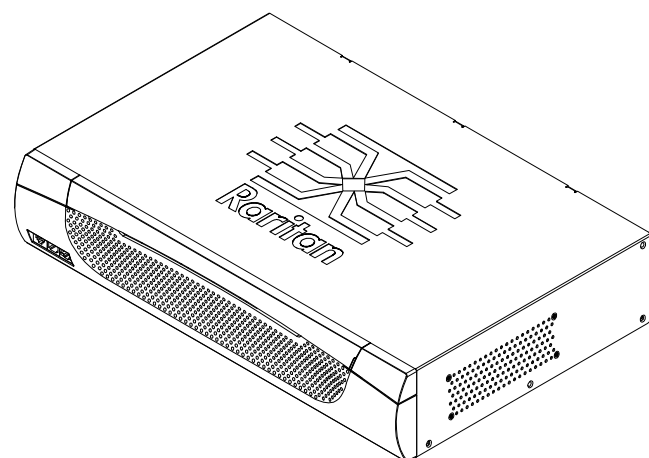
VIEW B



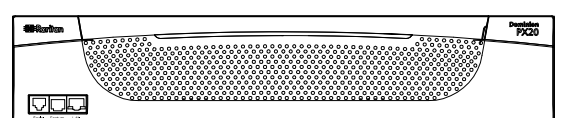
NEMA 5-20P



See VIEW A



See VIEW B



NOTES:

1.ALL DIMENSIONS ARE MILLMETERS[INCHES].



DRAWN : Eva Sep 24, 2009

ENGINEER: Sam Sep 24, 2009

APPROVED: Kevin_C Sep 24, 2009



PROJECTION
THIRD ANGLE

DO NOT SCALE DRAWING

SHEET 1 OF 1

THIS DRAWING AND SPECIFICATIONS HEREIN ARE THE PROPERTY OF RARITAN, INC. AND SHALL NOT BE COPIED, REPRODUCED OR USED, IN WHOLE OR IN PART, AS THE BASIS FOR THE MANUFACTURE OR SALE OF ITEMS WITHOUT WRITTEN PERMISSION FROM RARITAN, INC. THIS DRAWING IS BASED UPON LATEST AVAILABLE INFORMATION AND IS SUBJECT TO CHANGE WITHOUT NOTICE.

TITLE: iPDU Two U,
Single Phase, 16A/100-120 V
Input : NEMA 5-20P
Output : (20) NEMA 5-15R

DWG NO.
DPXR20-20 & DPXR20-20-M

REV.
A