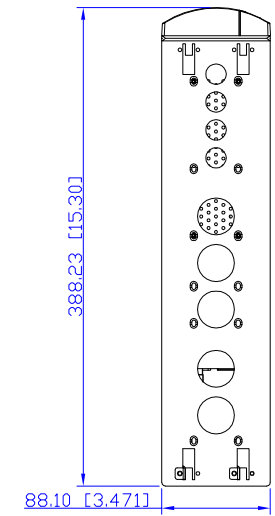
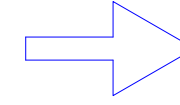
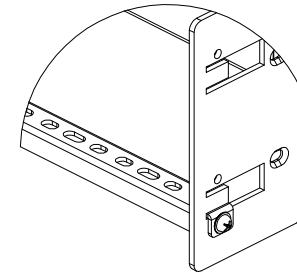
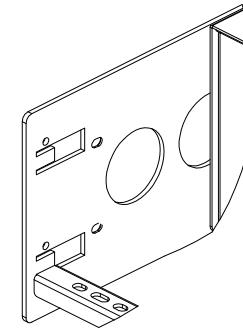
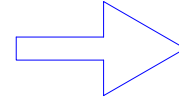
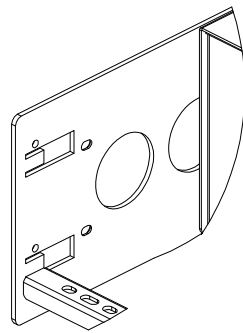
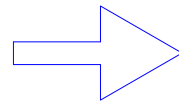
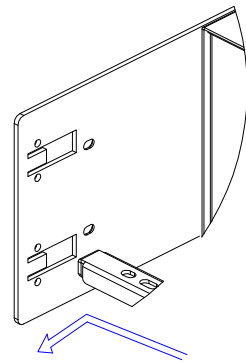
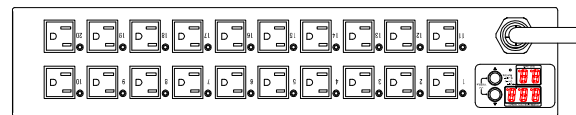


Nema L5-30P

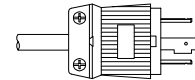
VIEW A



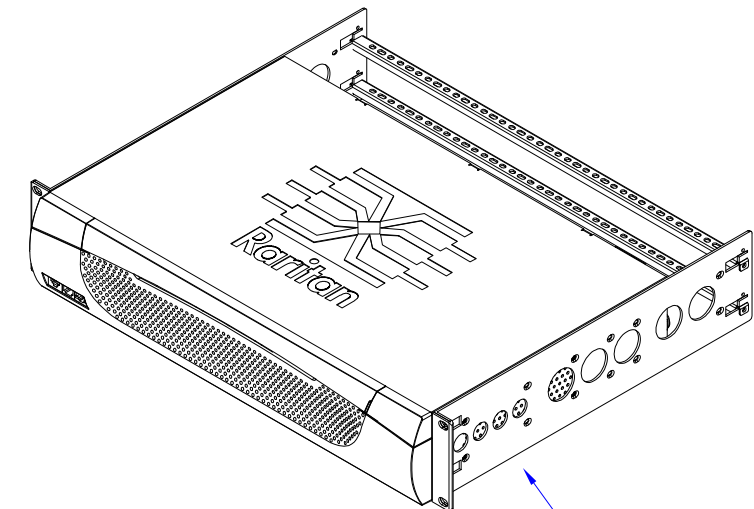
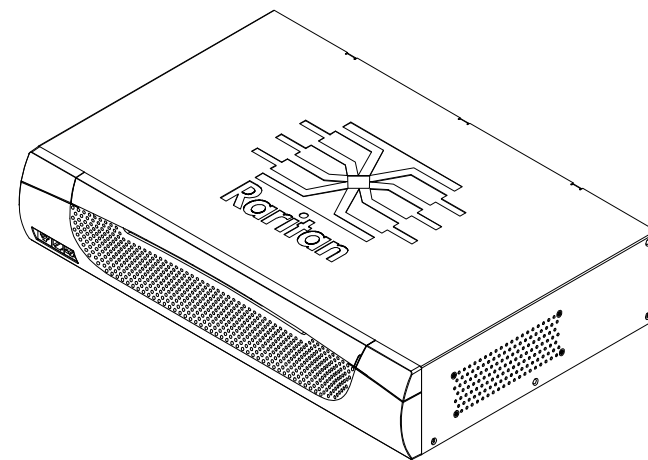
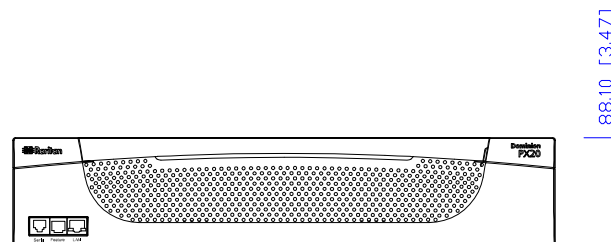
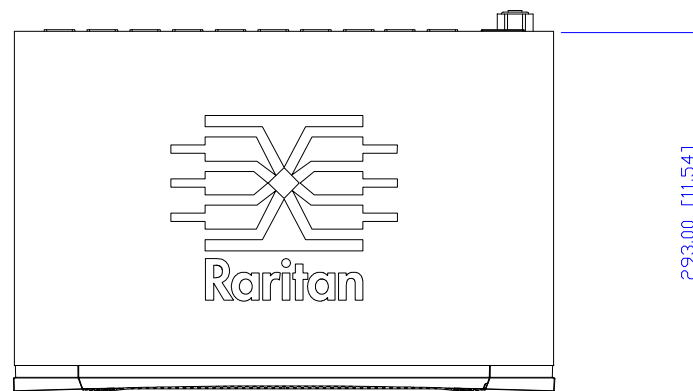
VIEW B



Nema L5-30P



See VIEW A



See VIEW B

NOTES:

1.ALL DIMENSIONS ARE MILLMETERS[INCHES].



DRAWN : Eva	Aug. 05, 2009
ENGINEER: Sam	Aug. 05, 2009
APPROVED: Kevin_C	Aug. 05, 2009



PROJECTION
THIRD ANGLE

DO NOT SCALE DRAWING

SHEET 1 OF 1

THIS DRAWING AND SPECIFICATIONS HEREIN ARE THE PROPERTY OF RARITAN, INC. AND SHALL NOT BE COPIED, REPRODUCED OR USED, IN WHOLE OR IN PART, AS THE BASIS FOR THE MANUFACTURE OR SALE OF ITEMS WITHOUT WRITTEN PERMISSION FROM RARITAN, INC. THIS DRAWING IS BASED UPON LATEST AVAILABLE INFORMATION AND IS SUBJECT TO CHANGE WITHOUT NOTICE.

TITLE: iPDU Two U,
Single Phase, 24A/100-120V
Input : NEMA L5-30P
Output : (20) NEMA 5-15R

DWG NO.
MDPXR20-30L & MDPXR20-30L-M

REV.
A